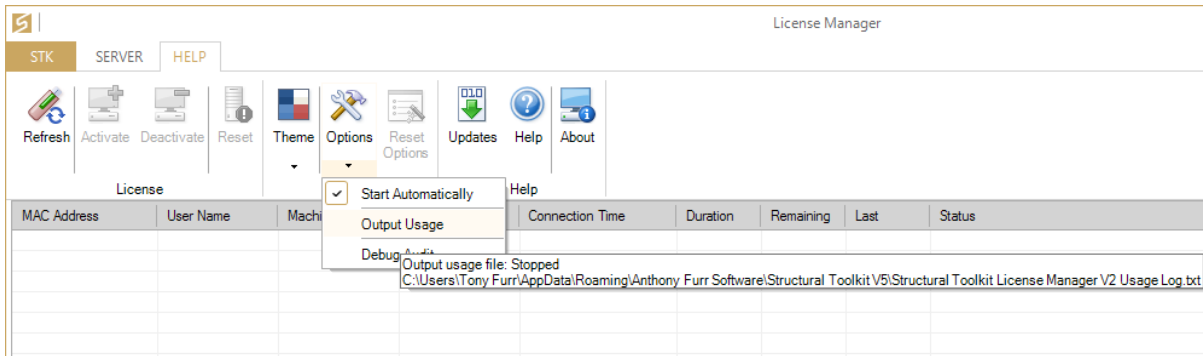




Logging Usage using the License Manager

Starting and stopping logging

To start logging user activity, select the "Output Usage" item on the Help > Options menu in the License Manager.



Logging will commence immediately.

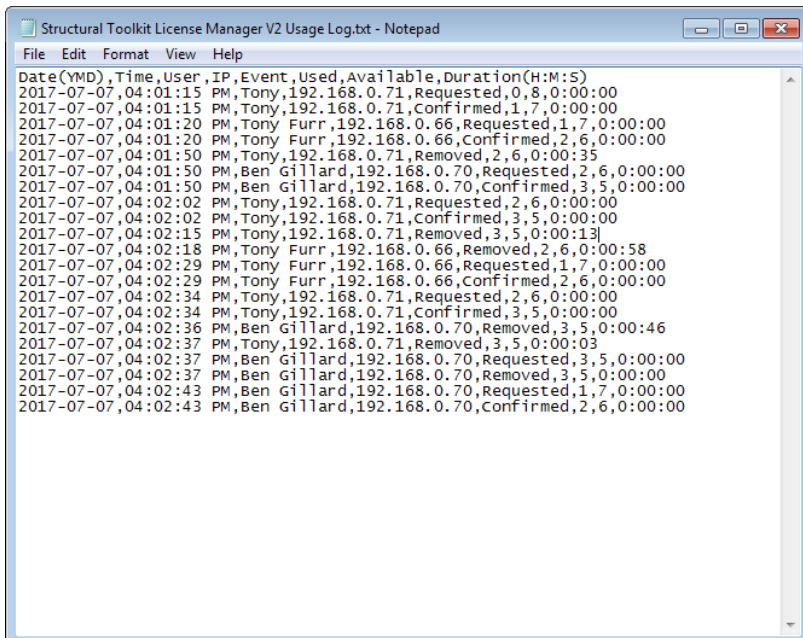
To stop logging, select the item again ("to remove the check mark)

Viewing the log file

Before accessing the log file, turn off the logging.

The log file is located in the "c:\users\<account>\AppData\Roaming\Anthony Furr Software\Structural Toolkit V5" folder.

The log file is named "Structural Toolkit License Manager V2 Usage Log.txt" which can be viewed using the Notepad application.



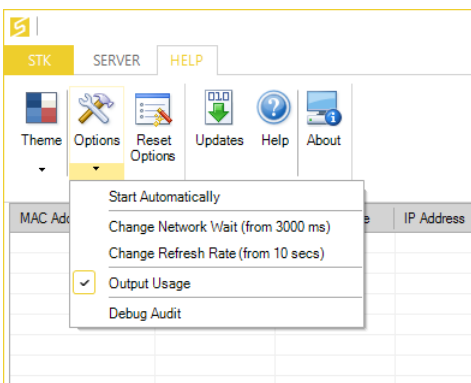
To clear the log, simply remove the file.



Logging Usage using the License Service

Starting and stopping logging

To start logging user activity, select the "Output Usage" item on the Help > Options via a connected License Monitor.



Logging will commence immediately.

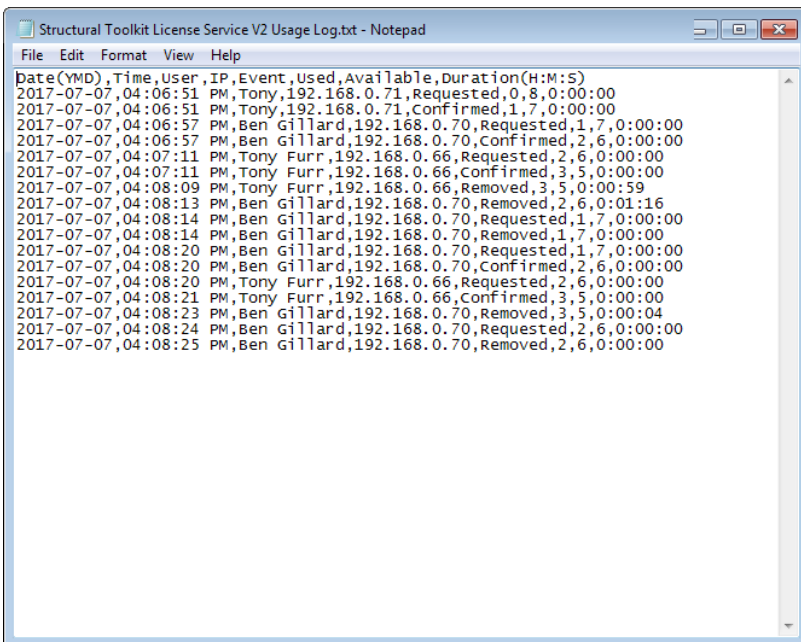
To stop logging, select the item again ("to remove the check mark)

Viewing the log file

Before accessing the log file, turn off the logging.

The log file is located in the "c:\ProgramData\Anthony Furr Software\Structural Toolkit V5" folder.

The log file is named "Structural Toolkit License Service V2 Usage Log.txt" which can be viewed using the Notepad application.



To clear the log, simply remove the file.