



Dear New User

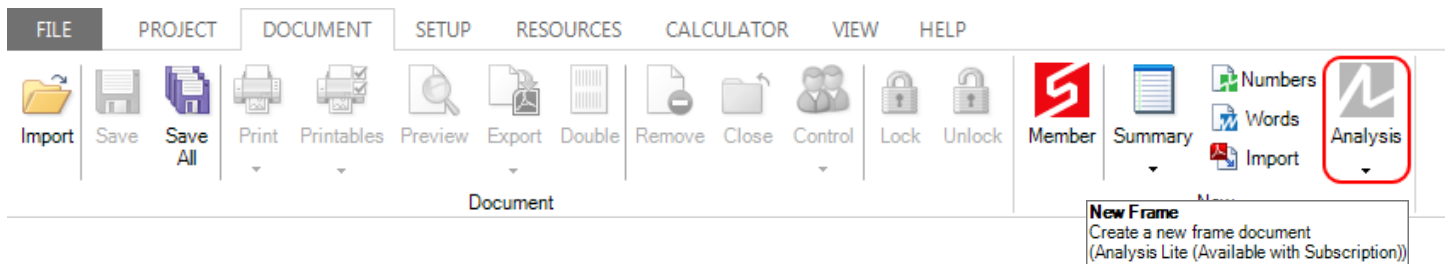
STRUCTURAL TOOLKIT UPDATES

Your subscription provides the following benefits:

- Access to Analysis Lite featuring linear analysis of frames in 2D up to 4 nodes*²
- Receive ALL updates to Structural Toolkit for no additional charge*¹.
- Priority technical support

Access Analysis Lite Now!

Analysis Lite is integral with the Structural Toolkit software and can be found on the Document Toolbar.*²



Press the arrow down at the bottom to quickly view a number of examples displaying the capabilities of the Analysis feature.

*1 excludes Analysis upgrades

*2 available only with a current subscription

Updates

It is important that all users of this software assure themselves they are using a current version of the software.

The software incorporates features to assist keeping up-to-date. You may also receive periodic notifications via email (providing your email has been provided to us).

Please encourage all your Engineer users to send us an email. We will add them to the database so they receive notifications so they assist with your responsibility in using current software.

The most recent changes are shown on the What's New page on the Structural Toolkit website (found on the bottom banner).

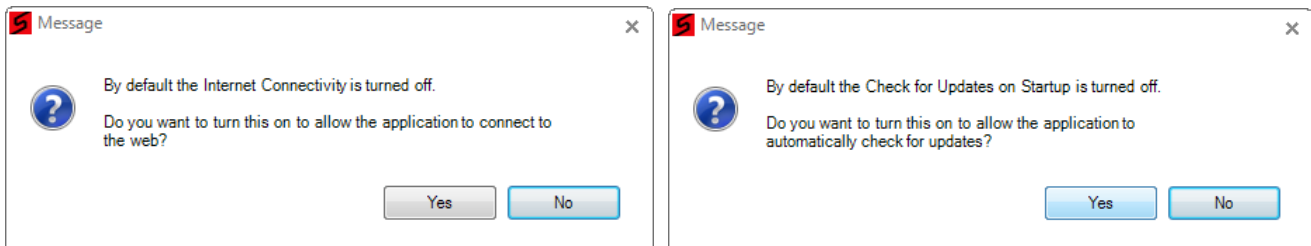
All changes can be found by selecting to view the ChangeLog on the What's New webpage.



Automatic Update Notification

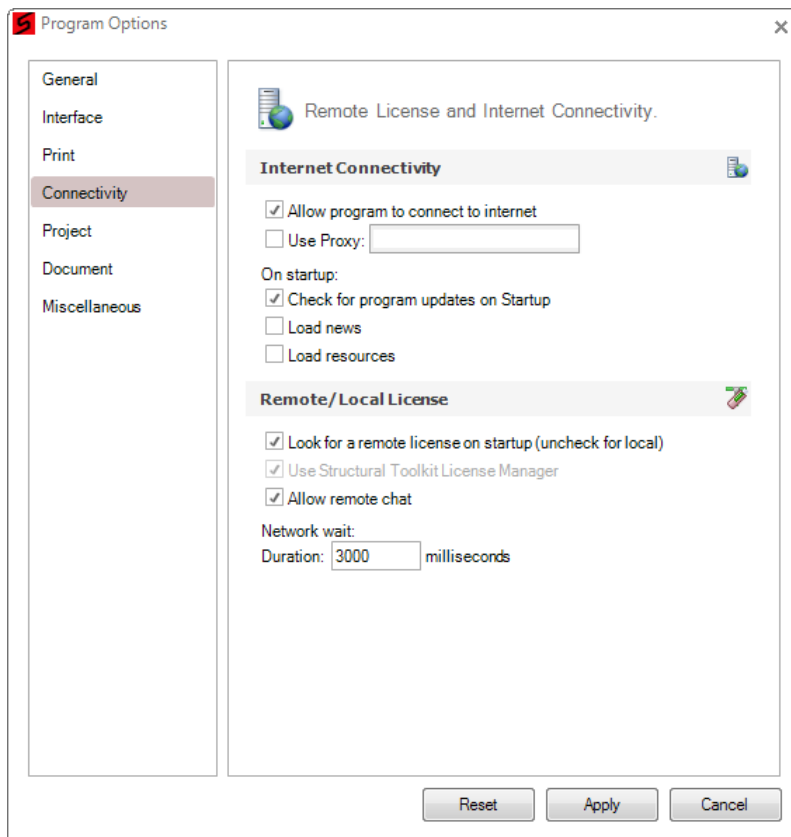
Providing you have access to www.structuraltoolkit.com.au the software can be set up to automatically contact the web server and determine if an update is available on Startup.

During installation you are prompted to set up the internet connectivity and checking for updates on Startup.



If you do not allow connection to the internet, then you will be asked occasionally whether you have checked.

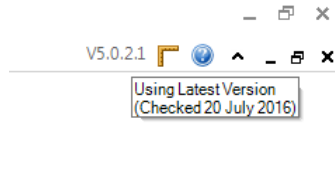
You can manage the connectivity options using the File > Options > Connectivity > Internet Connectivity:



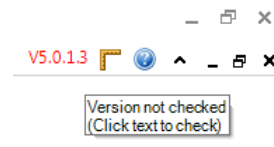
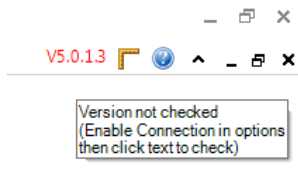


How to determine when an Update is available

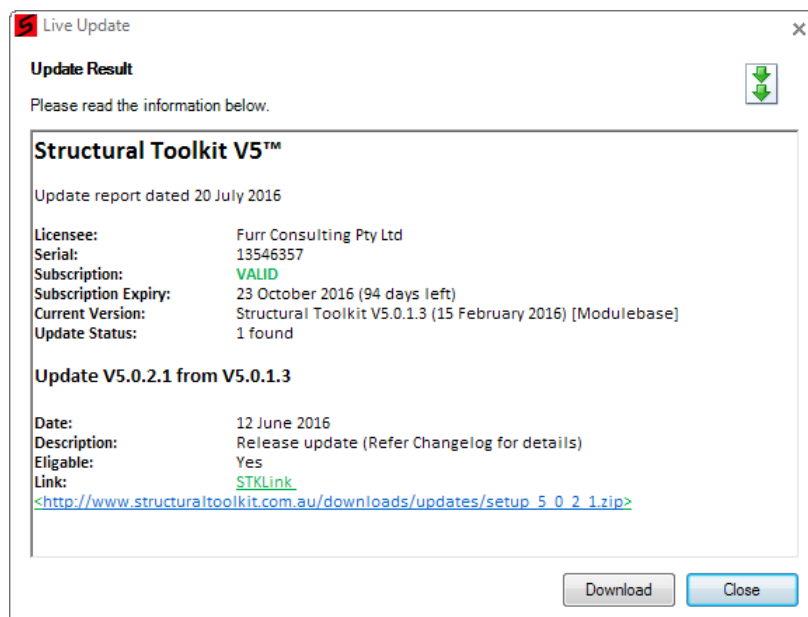
The current version is shown in the top right corner of the software. If the version number is coloured grey it is current. Hovering your mouse over the version number will show this.



If the version number is coloured red, it has not checked (either because the connectivity is off, or the automatic check on startup has been disabled).



If the connectivity is on, then clicking the version number with the mouse will contact the web server and check for updates. If found, a dialog will show up allowing the update to be downloaded from within the program.




After the download is complete, follow the instructions to install the update (open the folder location, close Structural Toolkit, extract the setup files from the compressed zip archive and run the setup executable).



How to get Updates without connectivity

Updates are available by logging in to the Members Portal of the Structural Toolkit website. Use the username and password provided to you at purchase. If you have forgotten, use the Forgot Password link on the Members Portal Login screen, or contact us.



Scroll down to the Downloads section, and click on the "Current" version to download.

Downloads

Structural Toolkit	Date	Revision
Structural Toolkit V5 - Current	12 Jun 16 (Core 12 Jun 16)	5.0.2.1
Structural Toolkit V5	29 Apr 16 (Core 29 Apr 16)	5.0.2.0
Structural Toolkit V5	15 Feb 16 (Core 15 Feb 16)	5.0.1.3
* Application for use with a single key (blue) or distributing to a workstation with access to a network key (red)		
Structural Toolkit Change Log		

Network Tools	Date	Revision
Structural Toolkit Tools V2 - Current	12 Jun 16 (Core 12 Jun 16)	2.0.0.5
Structural Toolkit Tools V2	29 Apr 16 (Core 29 Apr 16)	2.0.0.4
Structural Toolkit Tools V2	15 Feb 16 (Core 15 Feb 16)	2.0.0.3
* Tools for using the network key (red) - Not for use with a Single key (blue)		
Structural Toolkit Tools Change Log		

Once the download is complete install the update (open the folder location, close Structural Toolkit, extract the setup files from the compressed zip archive and run the setup executable).

If you have any questions please call us on 03 9878 4684.

Regards

STK Team

